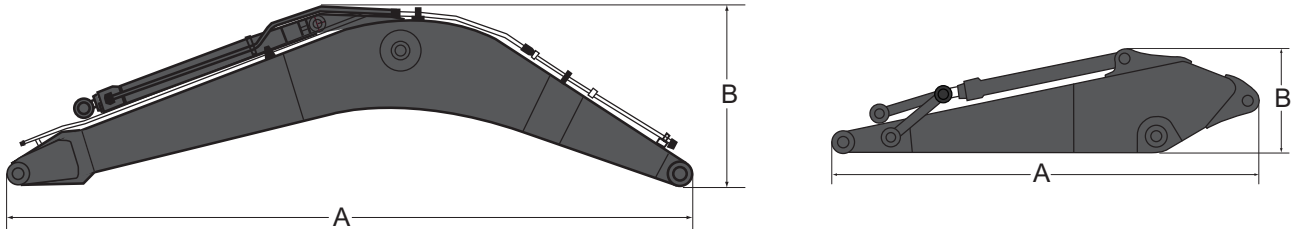


Volvo EC250EL Specifications



DIMENSIONS

Description	Unit	Boom				Arm			
		EC250E				EC300E			
		mono	mono	2-piece	Long-Reach	mono	mono	2-piece	Long-Reach
Boom	m	6.0 GP	6.0 HD	5.95	10.2	6.2 GP	6.2 HD	6.2	10.2
Length	mm	6210	6210	6160	10410	6430	6430	6430	10430
Height	mm	1630	1630	1100	1525	1680	1680	1590	1620
Width	mm	740	740	740	740	770	770	770	770
Weight	kg	2180	2360	2840	3010	2610	2810	3450	3410

* Includes cylinder, piping and pin, excludes boom cylinder pin

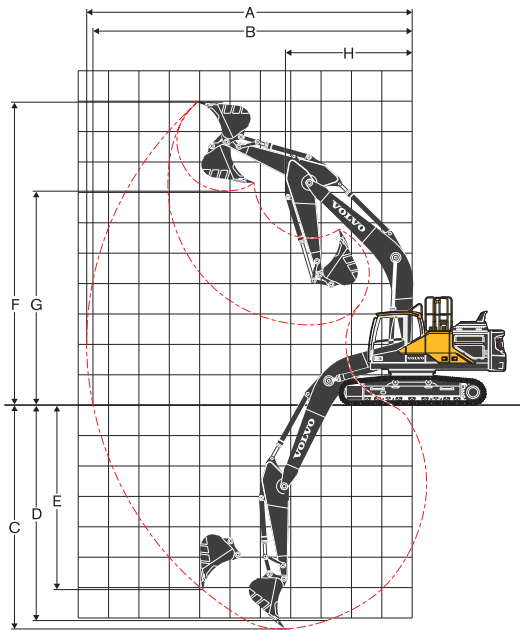
DIMENSIONS

Description	Unit	EC250E					EC300E				
		2.5 HD	2.97 GP	2.97 HD	3.6 GP	7.85 LR	2.55 HD	3.05 GP	3.05 HD	3.7 GP	7.9 LR
Arm	m										
Length	mm	3590	4060	4060	4730	9000	3710	4150	4150	4800	9050
Height	mm	1000	1000	1000	1000	900	1010	1010	1010	1050	1050
Width	mm	500	500	500	500	480	545	545	545	545	450
Weight	kg	1360	1340	1430	1470	1720	1530	1530	1590	1660	1730

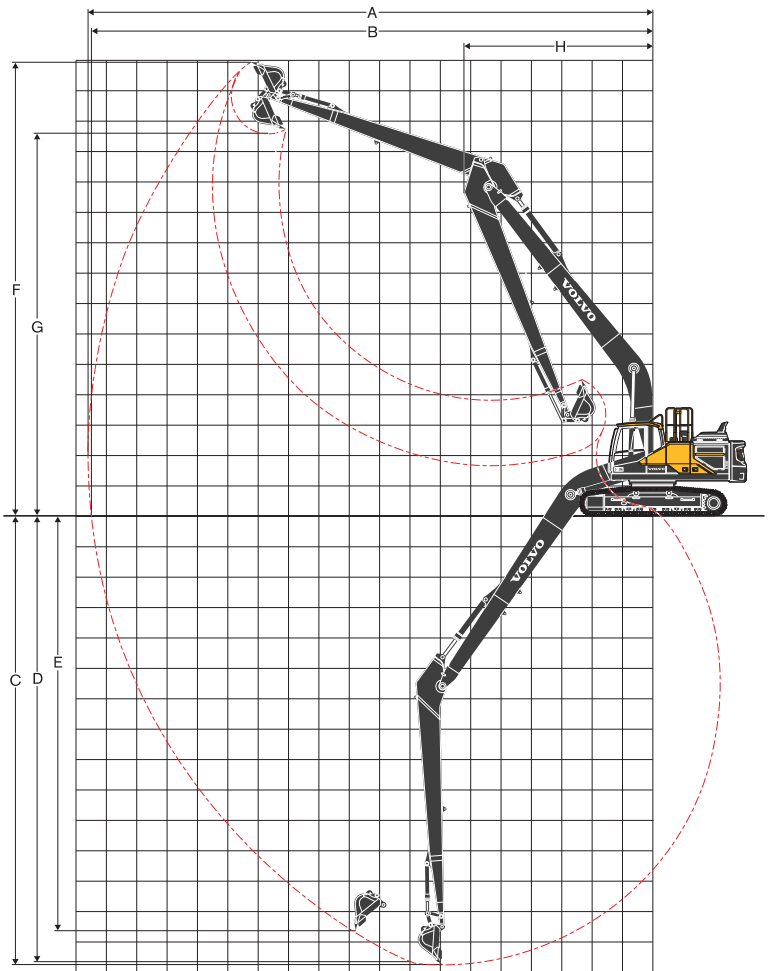
* Includes cylinder, linkage and pin

Volvo EC250EL Specifications

MACHINE WITH MONO BOOM



MACHINE LONG-REACH BOOM



MACHINE WITH 2-PIECE BOOM

